


Unlock the Joy of Christmas with the Stunning Christmas Card Caddy Plastic Canvas Pattern

Christmas is a time for joy, love, and spreading the holiday spirit. One of the best ways to do that is by sending heartfelt Christmas cards to your loved ones. But with so many cards to send and receive, it can be challenging to keep them organized and displayed beautifully. That's where the Christmas Card Caddy Plastic Canvas Pattern comes to the rescue!

Are you ready to add a touch of elegance and organization to your Christmas card collection? This premium plastic canvas pattern is all you need to create a stunning and functional Christmas card display. From its long-lasting durability to its intricate design, this pattern is a must-have for every Christmas enthusiast.

Why Choose the Christmas Card Caddy Plastic Canvas Pattern?

There are countless reasons why this plastic canvas pattern should be at the top of your holiday craft list. Let's explore why you should unlock the joy of Christmas with the Christmas Card Caddy Plastic Canvas Pattern:



Christmas Card Caddy: Plastic Canvas Pattern

by Dancing Dolphin Patterns(Kindle Edition)

★★★★★ 5 out of 5

Language : English

File size : 4902 KB

Screen Reader : Supported

Print length : 7 pages



1. Exceptional Durability:

The Christmas Card Caddy Plastic Canvas Pattern is crafted with premium-quality plastic canvas. This ensures that your card display will withstand the test of time, promising to become a cherished part of your holiday traditions for years to come. Say goodbye to flimsy card holders and hello to a durable masterpiece.

2. Stunning Design:

Featuring an exquisite holiday-themed design, this plastic canvas pattern truly captures the essence of Christmas. With stunning details like snowflakes, reindeer, and jolly Santa Claus, your display will radiate festive cheer. Your friends and family won't be able to take their eyes off this masterpiece.

3. Customizability:

The Christmas Card Caddy Plastic Canvas Pattern offers endless opportunities for personalization. You can choose from a wide range of color combinations to match your existing holiday decor or create a unique display. The pattern also includes instructions for adding additional pockets, allowing you to accommodate even more cards!

4. Easy-to-Follow Instructions:

Whether you're a seasoned plastic canvas enthusiast or a beginner, this pattern is designed to be user-friendly. Clear and concise instructions take you through each step, ensuring a stress-free and enjoyable crafting

experience. The pattern also includes helpful tips and tricks to enhance your skills.

How to Get Started with the Christmas Card Caddy Plastic Canvas Pattern

Now that you're convinced that the Christmas Card Caddy Plastic Canvas Pattern is the perfect addition to your holiday decorations, it's time to get started! Here's a step-by-step guide to help you unlock the joy of creating this stunning display:

1. **Gather your materials:** Make sure you have all the necessary materials. This includes plastic canvas, embroidery floss, a tapestry needle, and scissors.
2. **Print the pattern:** Locate a printable version of the pattern, ensuring that it's the correct size. You can find this pattern at leading craft websites or purchase it from reputable retailers.
3. **Prepare the canvas:** Cut your plastic canvas to the required dimensions as specified in the pattern. Smooth the edges using sandpaper to ensure a professional finish.
4. **Start stitching:** Follow the color-coded instructions in the pattern to stitch the various elements of the design onto the canvas. Take your time and enjoy the therapeutic process of creating something beautiful with your own hands.
5. **Finishing touches:** Once the stitching is complete, carefully cut out any excess canvas. Use glue or stitching to attach any additional pockets you'd like to include. Remember, customization is key!


6. Display and enjoy: After allowing everything to dry, it's time to show off your masterpiece! Choose a prominent location in your home to display your Christmas card caddy, and watch as your loved ones admire your creativity.

Spread the Joy of Christmas with Your Christmas Card Caddy

The Christmas Card Caddy Plastic Canvas Pattern offers a unique and stylish way to keep your holiday cards organized and beautifully displayed. Not only will it enhance the festive atmosphere in your home, but it will also become a wonderful conversation piece during holiday gatherings.

So, what are you waiting for? Unlock the joy of Christmas with the Christmas Card Caddy Plastic Canvas Pattern and embark on a crafting adventure that will leave you with a valuable decoration for many joyful Christmases to come.

Spread the love and the holiday spirit by sending cards, and let your Christmas card caddy be a testament to your creativity and thoughtfulness. Bring the magic of Christmas into your home with this stunning plastic canvas pattern, and enjoy a holiday season filled with warmth and joy!



Christmas Card Caddy: Plastic Canvas Pattern

by Dancing Dolphin Patterns(Kindle Edition)

★★★★★ 5 out of 5

Language : English

File size : 4902 KB

Screen Reader : Supported

Print length : 7 pages

FREE

DOWNLOAD E-BOOK



Christmas Card Caddy: Plastic Canvas Pattern

This 7¾ long x 4 inches wide card caddy is the perfect way to store all of your Christmas cards neatly. This is an all in one station with 2 compartments so you can keep cards you have received as well as blank cards all in one place!

[Add To Cart Now](#)

Plastic canvas is a variation of needlepoint and other canvas work crafts, such as embroidery. Because plastic canvas mesh is rigid, it is perfect for creating 3-dimensional objects such as tissue box covers, small jewelry and trinket boxes, handbags, magnets, dolls, vases, napkin holders, wind chimes and many other types of both decorative and useful items. Plastic canvas comes in different colors and with various size holes for different thicknesses of yarn. As with any textile canvas, the hole size is called count. For example, 10-count plastic canvas mesh has 10 holes per linear inch. The most common sizes are 5, 7, 10, and 14 count. It is sold most often in sheets; pre-cut shapes are available in circles, triangles and novelty shapes such as butterflies, hearts, and stars.

Features:

- Full Color Chart/Graph
- Color Key
- Step by Step Instructions
- Original and Unique Pattern Design


Product Description:

- Use 7 Count Plastic Canvas Mesh
- Stitch with Medium or Worsted Weight Yarn
- Easy and Fun Needlepoint Craft
- Great for All Ages

We have lots of great craft and needlepoint patterns, crafting journals, template books and notebooks so be sure to check out our other listings by clicking on the "Dancing Dolphin Patterns" link just below the title of this plastic canvas pattern.

Ideas On How To Use This Pattern:

- Christmas Gift
- Holiday Gift
- Friendship Gift
- Birthday Gift
- Thank You Gift



Billionaire Forbidden Romance: Opposites Attract - The Lords of Manhattan

When it comes to romance, the age-old saying 'opposites attract' often holds true. The allure of forbidden love, combined with the glitz and glamour of the billionaire...



The Midnight Library: A Journey of Self-Discovery and Second Chances

Are you seeking an escape from reality, an exploration of the infinite possibilities life has to offer, and a chance to reflect on your own choices? Look no further...




Riad Dubois: The Complete Romance

Imagine a place where time stands still, where every corner whispers tales of ancient love stories, and where tranquility and lavishness coexist seamlessly....



The Unforgettable Journey through the Enchanting Empire of Resonance

Imagine a world where magic dances in the air, where mystical creatures roam freely, and where heroes and villains battle for ultimate power. Welcome to the Empire of...



The Girl With All The Gifts - A Captivating Tale of Survival and Hope

In the realm of post-apocalyptic tales, "The Girl With All The Gifts" stands out as a masterpiece that combines suspense, humanity, and hope into a...




How To House Train Your Dog - The Ultimate Guide

Bringing a new dog into your home can be an exciting and rewarding experience, but it also comes with certain responsibilities. One of the most important tasks...



To Kill Our Worthy Comrade The Lidiya Petrova Papers

On a cold winter night in the heart of Moscow, a secret meeting took place in a dimly lit room. It was a gathering of some of the most powerful and influential individuals in...



Unraveling the Secrets and Power Play: Largo Winch Volume 10 The Law Of The Dollar

Are you ready to embark on another thrilling adventure filled with secrets, power play, and unexpected twists? Largo Winch Volume 10 The Law Of The Dollar will take you on...